

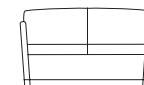
**Lounge**



**240 Chair / Wood Leg**

**Dimensions:**

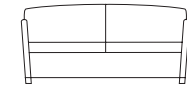
Overall: 27.5D 27W 28.5H  
 Inside: 19D 20W 14H  
 Seat: 17H Arm: 25H



**240-2 Two Seat Sofa**

**Dimensions:**

Overall: 27.5D 51W 29H  
 Inside: 19D 44W 14H  
 Seat: 17H Arm: 25H



**240-3 Three Seat Sofa**

**Dimensions:**

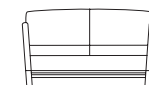
Overall: 27.5D 67W 29.5H  
 Inside: 19D 60W 14H  
 Seat: 17H Arm: 25H



**241 Chair / Louver Base**

**Dimensions:**

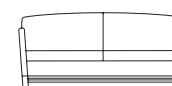
Overall: 27.5D 27W 28.5H  
 Inside: 19D 20W 14H  
 Seat: 17H Arm: 25H



**241-2 Two Seat Sofa**

**Dimensions:**

Overall: 27.5D 51W 29H  
 Inside: 19D 44W 14H  
 Seat: 17H Arm: 25H



**241-3 Three Seat Sofa**

**Dimensions:**

Overall: 27.5D 67W 29.5H  
 Inside: 19D 60W 14H  
 Seat: 17H Arm: 25H



**243 Grande Chair / Wood Leg**

**Dimensions:**

Overall: 30D 30W 29.5H  
 Inside: 20D 21.75W 15H  
 Seat: 16.75H Arm: 24H



**243-2 Grande Two Seat Sofa**

**Dimensions:**

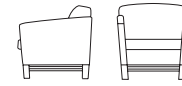
Overall: 30D 54W 30H  
 Inside: 20D 45.75W 15H  
 Seat: 16.75H Arm: 24H



**243-3 Grande Three Seat Sofa**

**Dimensions:**

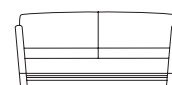
Overall: 30D 70W 30.5H  
 Inside: 20D 61.75W 15H  
 Seat: 16.75H Arm: 24H



**244 Grande Chair / Louver Base**

**Dimensions:**

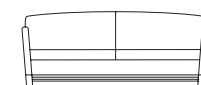
Overall: 30D 30W 29.5H  
 Inside: 20D 21.75W 15H  
 Seat: 16.75H Arm: 24H



**244-2 Grande Two Seat Sofa**

**Dimensions:**

Overall: 30D 54W 30H  
 Inside: 20D 45.75W 15H  
 Seat: 16.75H Arm: 24H



**244-3 Grande Three Seat Sofa**

**Dimensions:**

Overall: 30D 70W 30.5H  
 Inside: 20D 61.75W 15H  
 Seat: 16.75H Arm: 24H

**Mobile**



**243M-TL Mobile Chair / Tablet-Left Facing**

**Dimensions:**

Overall: 30D 30W 29.5H  
 Inside: 20D 21.75W 15H  
 Seat: 16.75H Arm: 24H



**243M-TR Mobile Chair / Tablet-Right Facing**

**Dimensions:**

Overall: 30D 30W 29.5H  
 Inside: 20D 21.75W 15H  
 Seat: 16.75H Arm: 24H

**Bariatric**



**243B-30 Chair / Wood Leg Bariatric / 30" Large Scale**

**Dimensions:**

Overall: 30D 38.25W 29.5H  
 Inside: 20D 30W 15H  
 Seat: 16.75H Arm: 24H



**243B-40 Chair / Wood Leg Bariatric / 40" Large Scale**

**Dimensions:**

Overall: 30D 48.25W 29.5H  
 Inside: 20D 40W 15H  
 Seat: 16.75H Arm: 24H

**Tables**



**50-2020L**

**Dimensions:**

Overall: 20D 20W 16.5H



**50-2030L**

**Dimensions:**

Overall: 20D 30W 16.5H



**50-3030L**

**Dimensions:**

Overall: 30D 30W 16.5H



**50-3636L**

**Dimensions:**

Overall: 36D 36W 16.5H



**50-2448L**

**Dimensions:**

Overall: 24D 48W 16.5H



**50-2020H**

**Dimensions:**

Overall: 20D 20W 21H



**50-3030H**

**Dimensions:**

Overall: 30D 30W 21H



**50-3636H**

**Dimensions:**

Overall: 36D 36W 21H



**51-2020L**

**Dimensions:**

Overall: 20D 20W 16.5H



**51-2030L**

**Dimensions:**

Overall: 20D 30W 16.5H



**51-3030L**

**Dimensions:**

Overall: 30D 30W 16.5H



**51-3636L**

**Dimensions:**

Overall: 36D 36W 16.5H



**51-2448L**

**Dimensions:**

Overall: 24D 48W 16.5H



**51-2020H**

**Dimensions:**

Overall: 20D 20W 21H



**51-3030H**

**Dimensions:**

Overall: 30D 30W 21H



**51-3636H**

**Dimensions:**

Overall: 36D 36W 21H



**243M-TR Mobile Chair / Right Facing Standard Black Laminate Tablet**



**240 Chair / Wood Leg**



**244 Grande Chair / Louver Base**



**243-2 Grande Two-Seat Sofa**



**50-2448L Beveled frame with glass top**



**50-3636L Beveled frame with granite top**



**51-2020H Louvered frame with wood top**



**243M:**

- Pivoting Tablet (Standard Laminate Tablet)
- Black Steel Push Bar
- Dual Wheel Rear Casters



**Options:** Wood arm caps available on some Swathmore and Swathmore Grande models, specify model. Contrasting fabrics and welt available. Special match wood finishes available. Wood tablet optional on mobile models. Optional worksurface tablet available on Grande models.

**SWATHMORE®**

Mixed Sources. From well-managed forests and other controlled sources. www.fsc.org Cert no. SA-COC-1530 © 1996 Forest Stewardship Council. Printed responsibly with soy and vegetable based inks on recycled, certified paper.

**brayton international®**  
 A Steelcase Company

250 Swathmore Avenue High Point, NC 27263  
 p: 800 627 6770 f: 888 413 5161 www.brayton.com

08-0000446 - 5/08  
 WCP - 7M  
 Product specifications  
 subject to change.





Design: Michael Shields  
Design Origin: United States

Upholstery: Maharam Scout 011 Pebble /  
Black Laminate Tablet



Shown with Diekman table



Upholstery : Maharam Scout 035 Cardinal / Maharam Scout 011 Pebble /  
Black Laminate Tablet



Shown with Swathmore 50-2448L table / Wood Top / 3422 Medium Cherry Finish  
Upholstery: Elmo Dorado Blueberry DR5199 / 3422 Medium Cherry Finish